



## Tobacco Use

Released: June, 2016

### Data Source

Canadian Community Health Survey (CCHS)

### Modules

Public Health Ontario Snapshot on Health Behaviours: Self-Reported Smoking

### Data Collection Periods

2003, 2005, 2007/08, 2009/10, 2011/12, 2013/14

### Data Notes

- Proportions have been age-standardized using the 1991 Canadian population.
- Error bars represent 95% confidence limits and show the range of variability for a population estimate. There is a 95% probability that the true estimate is within that range.
- Differences between Lambton and Ontario rates are considered statistically significant when the 95% confidence intervals do not overlap.

### Limitations

- Survey completion is voluntary
- Results are based on self-reported behaviours, attitudes and opinions.
- Questions are only asked of residents aged 12+
- Excluded populations include persons living on reserves and other Aboriginal settlements in the provinces; full-time members of the Canadian Forces; the institutionalized population
- †: indicates to interpret with caution: large variability (CV: 16.6-33.3)
- NR: indicates data is not released due to small sample size

### ADULT CURRENT SMOKING STATUS (20 years and older)<sup>1</sup>

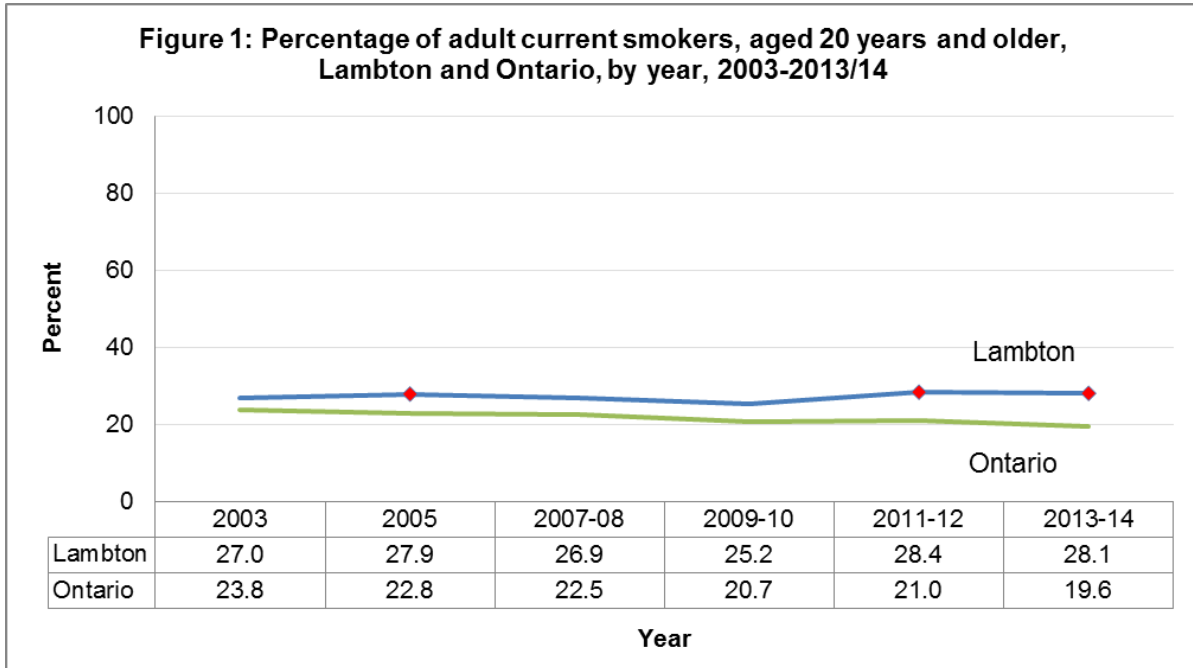
**In 2013/14, approximately 28% of adults in Lambton County reported smoking. This is significantly higher than the provincial average.**

- Smoking rates in Lambton County have been higher than the provincial average between 2003 and 2013/14. In 2013/14, 28% of adults in Lambton reported smoking daily or occasionally, compared to 20% of Ontario adults.
- While the percentage of smokers has decreased in Ontario from 24% in 2003 to 20% in 2013/14, local rates have not changed significantly during this time period (Figure 1).
- In 2013/14, Lambton males ranked the 11th highest and Lambton females ranked the 6th highest out of 36 health units with respect to smoking rates.
- Local smoking rates were higher than provincial rates among both males and females, but this difference was more pronounced among females. While males have higher rates of smoking than females in Ontario (23% vs. 16%), rates are similar among males and females in Lambton (29% vs. 27%) (Figure 2).
- Smoking is most common among 20-44 year olds in both Lambton and Ontario. In 2013/14, 35% of Lambton residents aged 20-44 years reported smoking, which was higher than the provincial average for this group (22%) (Figure 3).

### TEEN CURRENT SMOKING STATUS (12-19 years)<sup>2</sup>

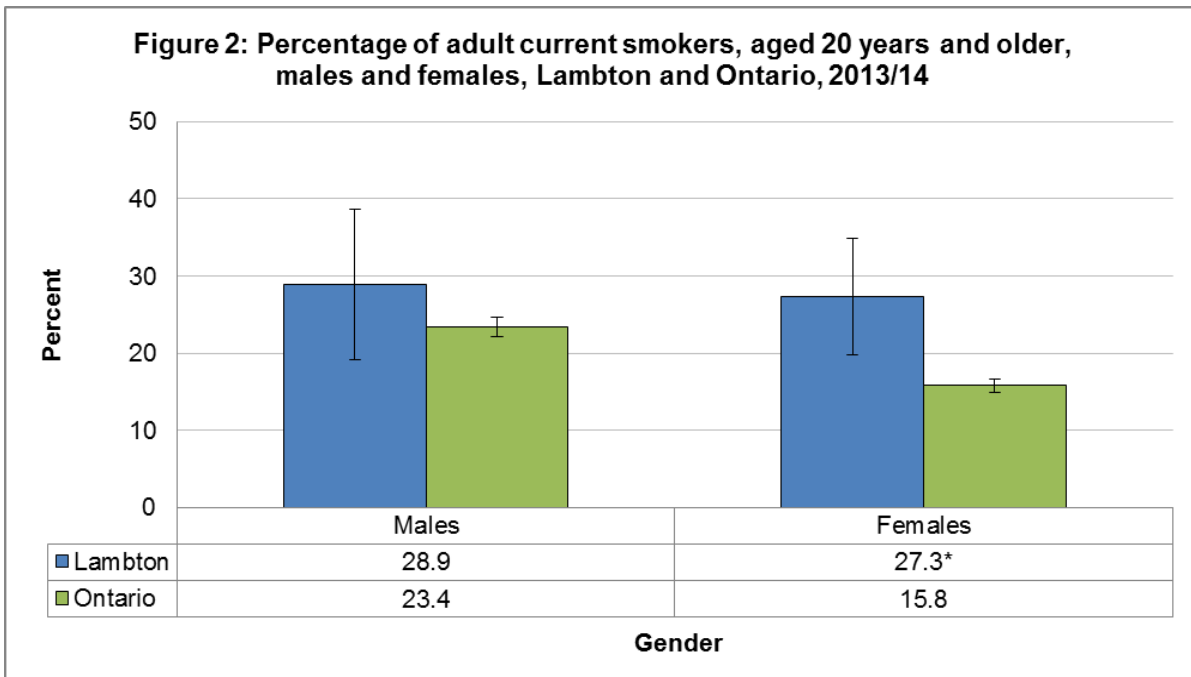
**In 2013/14, approximately 77% of teens in Lambton County reported that they had never smoked a whole cigarette.**

- The Lambton teen smoking rate is not reportable using the Canadian Community Health Survey data due to small sample size. In 2013/14, 6.6% of Ontario residents aged 12-19 years reported smoking daily or occasionally.
- Until 2011/12, the smoking abstinence rate among teens increased over time in both Lambton and Ontario. Between 2011/12 and 2013/14, the percentage of Lambton teens who have never smoked a whole cigarette fell from 87% to 77%, although this difference is not statistically significant. Provincial smoking abstinence rates remained steady at 86% in 2013/14 (Figure 4).



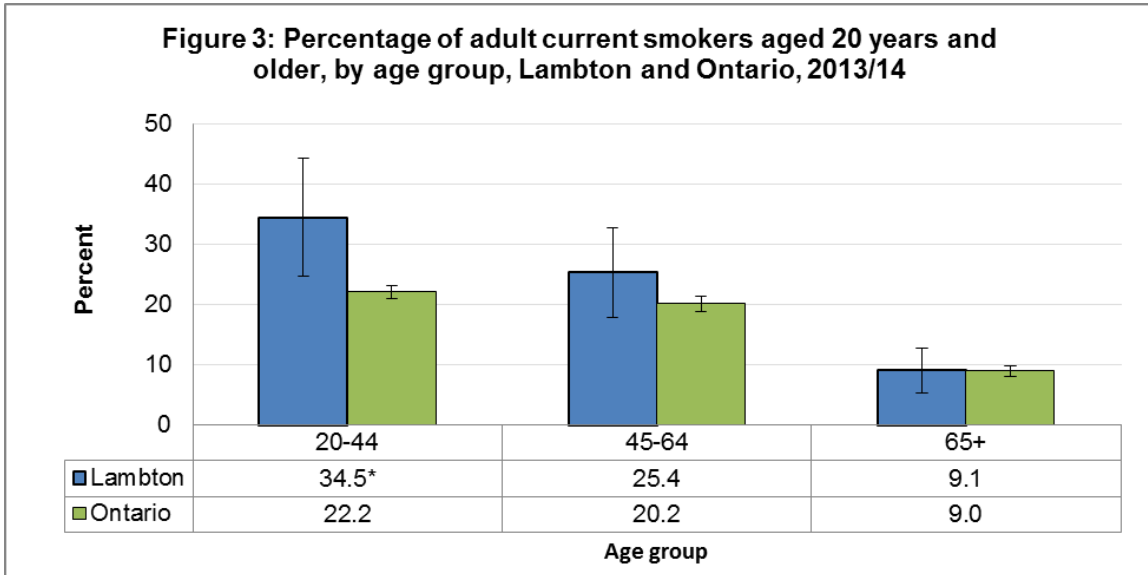
◆ Significantly different from Ontario.

Data Source: Statistics Canada. Canadian Community Health Survey, 2003-2013/14.



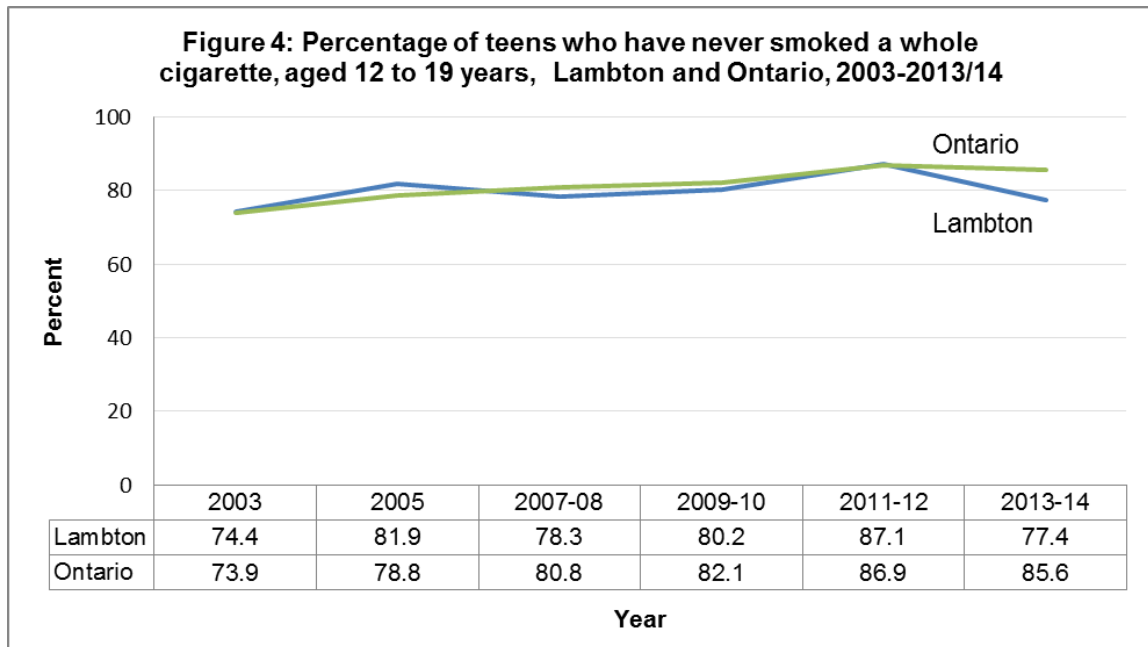
\*Significantly different from Ontario.

Data Source: Statistics Canada. Canadian Community Health Survey, 2013/14.



\*Significantly different from Ontario.

Data Source: Statistics Canada. Canadian Community Health Survey, 2013/14.



Data Source: Statistics Canada. Canadian Community Health Survey, 2003- 2013/14.

The information in this summary document may be quoted in interviews and written materials. All written materials should be reviewed by the epidemiologist before release to ensure the data is being used correctly.

**Proper Citations:**

1. Public Health Ontario. Snapshots: Lambton Public Health: Adult current smoking rate - age-adjusted rates 2003-2013/14. Toronto, ON: Ontario Agency for Health Protection and Promotion; 2016 Feb 1 [cited 2016 May 30]. Available from: <https://www.publichealthontario.ca/en/DataAndAnalytics/Snapshots/Pages/Health-Behaviours---Smoking.aspx#.V0yCLjUrKUK>
2. Public Health Ontario. Snapshots: Lambton Public Health: Teen current smoking rate & Teen abstinence rate - crude rates 2003-2013/14. Toronto, ON: Ontario Agency for Health Protection and Promotion; 2016 Feb 1 [cited 2016 May 30]. Available from: <https://www.publichealthontario.ca/en/DataAndAnalytics/Snapshots/Pages/Health-Behaviours---Smoking.aspx#.V0yCLjUrKUK>

Contact Lambton Public Health if you require this information in an alternate format due to accessibility.